

# Checking in to a telemedicine visit

## Tips for a great call:

Have a strong wifi connection or use an ethernet cable  
Restart your computer before the call starts

### 1 Use a computer or device with camera/microphone



Use Chrome or Firefox browser



Use Chrome browser

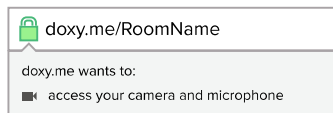


Download Doxy.me in AppStore

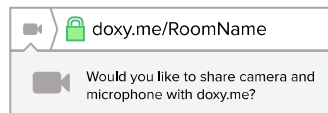
### 2 Enter your doctor's room address into the browser




### 3 Allow your browser to use your webcam and microphone

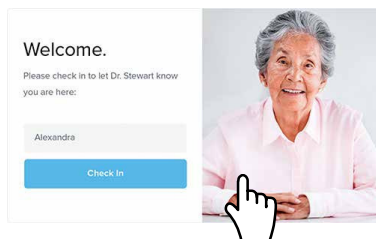


On  select 'Allow' in the prompt.



On  select 'Share Selected Devices' in the prompt.

### 4 Type in your name to check in



- ✓ Fast & Secure
- ✓ HIPAA compliant
- ✓ Encrypted

### 5 Enjoy the waiting room until the call starts!

If you need support click  on bottom right of doxy.me before the call.